

SERIES QL **SHORT STROKE CYLINDERS**








Compact and light **Bores: 12, 16, 20, 25, 32, 40, 50 mm**

Series QL short stroke cylinders are available in different bore sizes and are designed to cover a wide range of application needs, from light duties in packaging or assembly through to the demanding requirements of handling components for woodworking. The low weight of the aluminium body and the compact design makes this cylinder range quick and easy to install, even in confined or awkward spaces. Series QL is available in double acting, magnetic and non-magnetic designs. A full range of accessories such as standard, large and narrow mounting feet enhance the applicability and usability of the range.

BENEFITS

- Compact design
- Low weight
- Easy installation

SECTORS

-  **Packaging**
-  **Assembly**
-  **Food & Beverage**
-  **Woodworking**
-  **Rubber & Plastics**

General data

Type of construction	compact profile
Operation	double-acting
Materials	Body: anodized AL. Rod: rolled stainless steel. Piston seals: NBR. Rod seals: PU.
Operating temperature	0°C ÷ 80°C (with dry air -20°C)
Mounting	by means of screws or brackets
Operating pressure	1 ÷ 10 bar (double-acting)
Fluid	filtered air class 7.8.4 as indicated by ISO 8573-1. If lubricated air is used, it is recommended to use oil ISOVG32. Once applied the lubrication should never be interrupted.
Bores	ø 12, 16, 20, 25, 32, 40, 50
Use with sensors	CSC

Stroke table

■ = Double-acting ✕ = Double-acting long strokes ● = Double-acting through rod

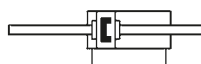
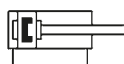
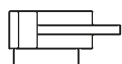
STANDARD STROKES																		
∅	5	10	15	20	25	30	35	40	45	50	75	100	125	150	175	200	250	300
12	■●	■●	■●	■●	■●	■●												
16	■●	■●	■●	■●	■●	■●												
20	■●	■●	■●	■●	■●	■●	■●	■●	■●	■●								
25	■●	■●	■●	■●	■●	■●	■●	■●	■●	■●								
32	■●	■●	■●	■●	■●	■●	■●	■●	■●	■●	■●	■●	✕	✕	✕	✕	✕	✕
40	■●	■●	■●	■●	■●	■●	■●	■●	■●	■●	■●	■●	✕	✕	✕	✕	✕	✕
50		■●	■●	■●	■●	■●	■●	■●	■●	■●	■●	■●	✕	✕	✕	✕	✕	✕

Coding example

QL	M	2	A	032	A	050
QL	SERIES					
M	VERSION: M = Magnetic - N = Non magnetic					
2	OPERATION: 2 = double-acting 3 = double-acting, through-rod (only for M version)			PNEUMATIC SYMBOLS CD08 (M) - CDB1 (N) CD12 (M)		
A	MATERIALS: A = rolled stainless steel rod - AL tube profile					
032	BORE: 012 = 12 mm - 016 = 16 mm - 020 = 20 mm - 025 = 25 mm - 032 = 32 mm - 040 = 40 mm - 050 = 50 mm					
A	CONSTRUCTION: A = Standard - L = Long strokes (>100mm)					
050	STROKE: (see the stroke table)					
	= Standard					
	M = Male rod					
	= Standard					
	EX = Atex					

Pneumatic symbols

The pneumatic symbols which have been indicated in the CODING EXAMPLE are shown below.



Contacts

Camozzi Automation S.p.A.
Società Unipersonale
Via Eritrea, 20/1
25126 Brescia
Italy
Tel. +39 030 37921
info@camozzi.com

Customer Service
Tel. +39 030 3792790
service@camozzi.com

Export Department
Tel. +39 030 3792255
commerciale@camozzi.com